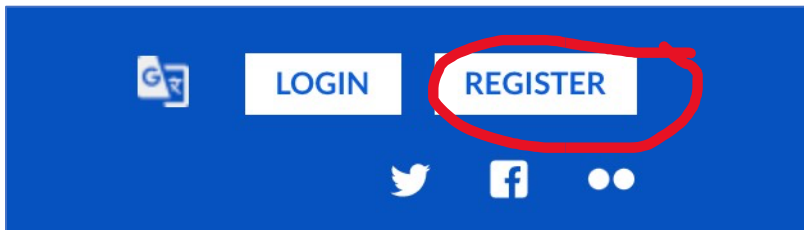


Go to <https://www.moorestvilleyouthathletics.org/>

If you have previously set up a profile then skip these steps and proceed to the **Step 1a**.

For directions on a mobile device, please see the end of the document

Step 1: If you have not set up a profile then click Register




Complete the email address, choose a user name and password then choose Create Account.

A screenshot of a registration form for 'sports connect'. The form is enclosed in a blue border. At the top left is the 'sports connect' logo. Below the logo are four input fields: 'Email Address', 'Create Username', 'Password', and 'Confirm Password'. Each input field has a small eye icon to its right, indicating a password visibility toggle. At the bottom of the form is a large blue button with the text 'Create Account' in white.

Choose Register My Players


What would you like to do today?

Welcome! Thanks for creating an account for Mooresville Youth Athletics! Get started by selecting an option below.



Register My Players

Select this option if you are a parent/guardian registering your kids.



Register Myself

Select this option to register yourself as Team Staff / Volunteer, form your own team and invite players, or register yourself as a player or member for organizations offering adult registration.

Complete the Account Holder, Contact And Address Information and press continue

Account Holder Information



Username

myavolunteerdirector

Gender *

First Name *

Last Name *

Relationship to Player



Choose how many children you are registering and complete the information and follow the prompts.

Nice to meet you Staci, how many kids are you registering today?
Feel free to include all your kids here. Many sports organizations have programs for all ages.


     

Great, 1 player! What is their legal first name?

Player 1 Legal First Name *

Complete the player information and press Continue

Player Information

 Upload Profile Picture

Legal First Name * Walker

Legal Last Name * Player

Gender * Male

Date of Birth * 11/11/2015

Address Information

Same as primary account Yes

Street * 123 Street Name

City * Mooresville

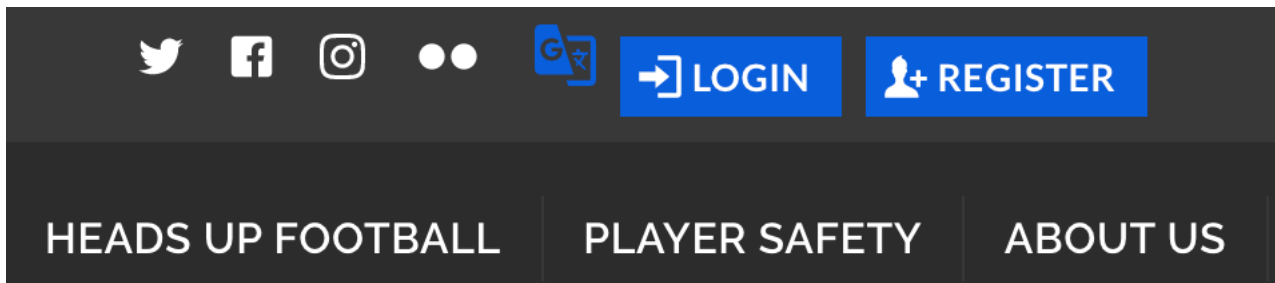
State * North Carolina

ZIP * 28115

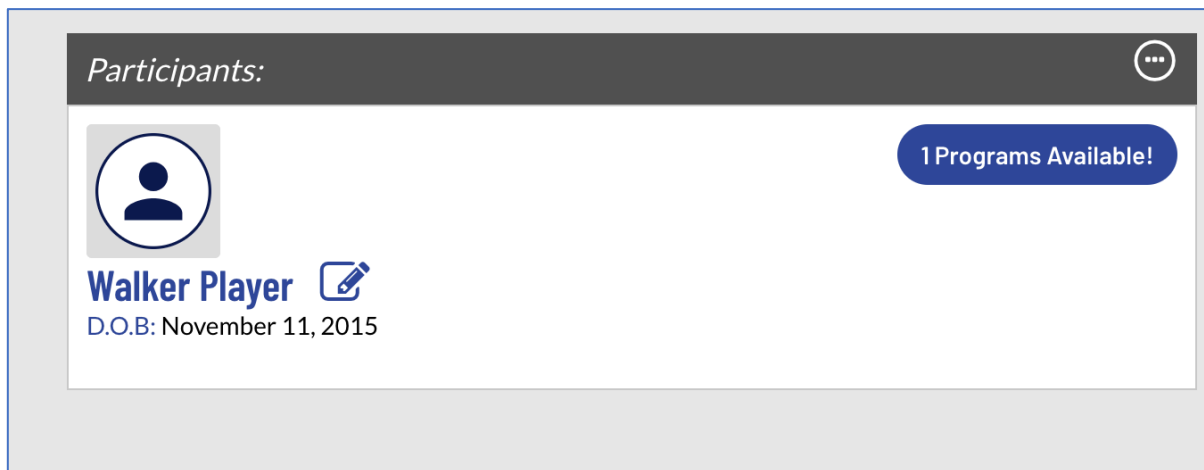
[< Back](#) [Continue >](#)

You will then choose the program you want to sign up your child. Proceed to **Step 2**

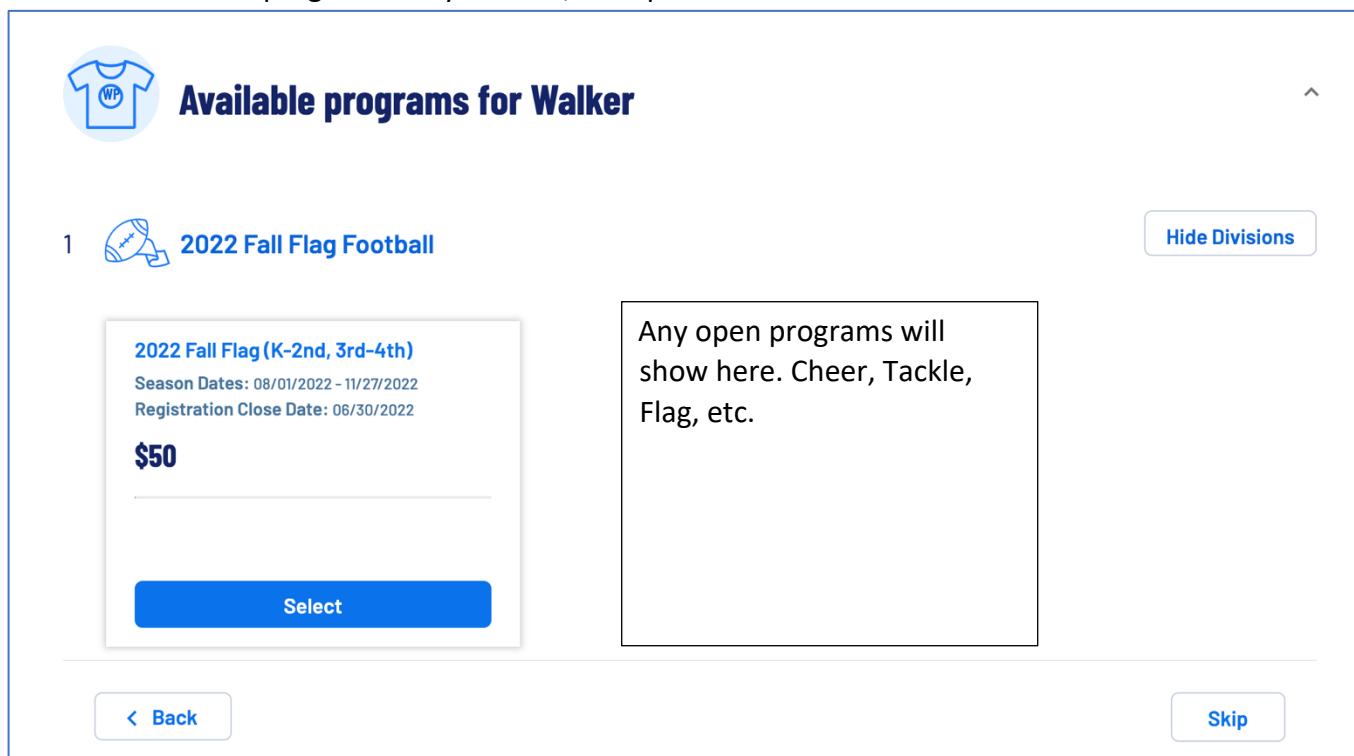
Step 1a: Click **Login** in the upper right hand of the screen




Step 2: Choose the Program Available Button



Press **Select** for the program that you want, then press **Continue**



Complete the questions and view/accept policies – then press continue



Walker

Legal First Name * Walker

Legal Last Name * Player

Gender * Male

Date of Birth *

Upload Profile Picture

2022 Fall Flag Football

WAIVER and RELEASE of LIABILITY * [View / Accept](#)


Player Code of Conduct * [View / Accept](#)

Parent Code of Conduct * [View / Accept](#)


Assumption of Risk Covid Statement * [View / Accept](#)

Note: For the Assumption of Risk Covid Statement – Be sure to scroll all the way down to allow the Accept button to become available. Use the scroll bar to the right if needed.

You will then see your order summary page – Press Continue
Continue to checkout, enter payment information and Press Submit Order



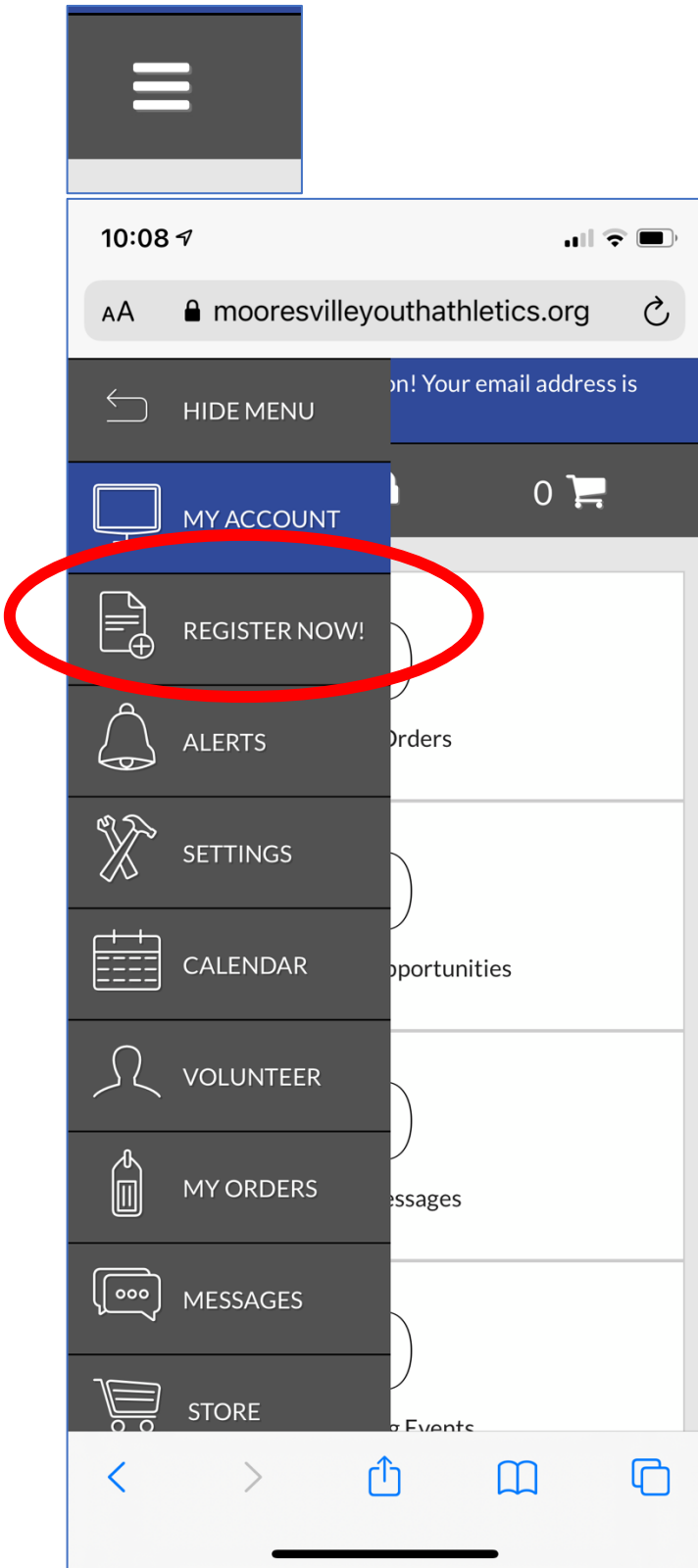
Walker

2022 Fall Flag Football - 2022 Fall Flag (K-2nd, 3rd-4th)	Show Breakdown ▾	\$0.00	Pay in Full	
Total Due:		\$0.00		
Total Due Today:		\$0.00		

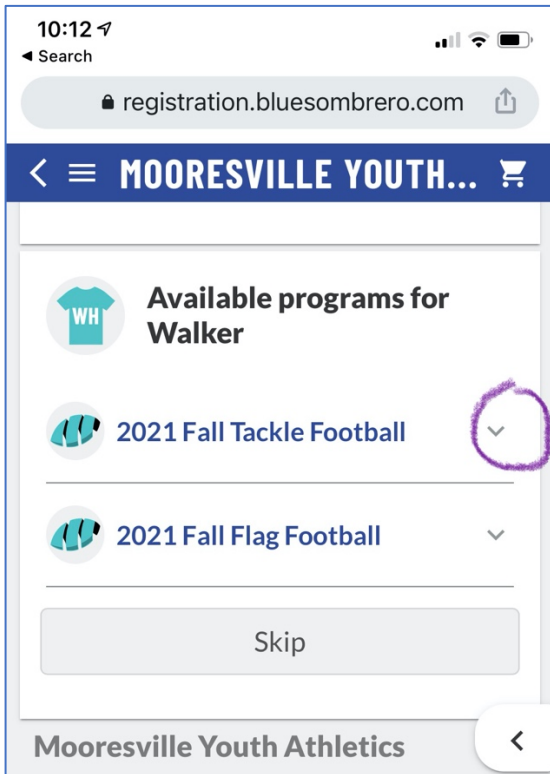
[< Back](#) [Submit Order](#)

For mobile devices – after logging into your account

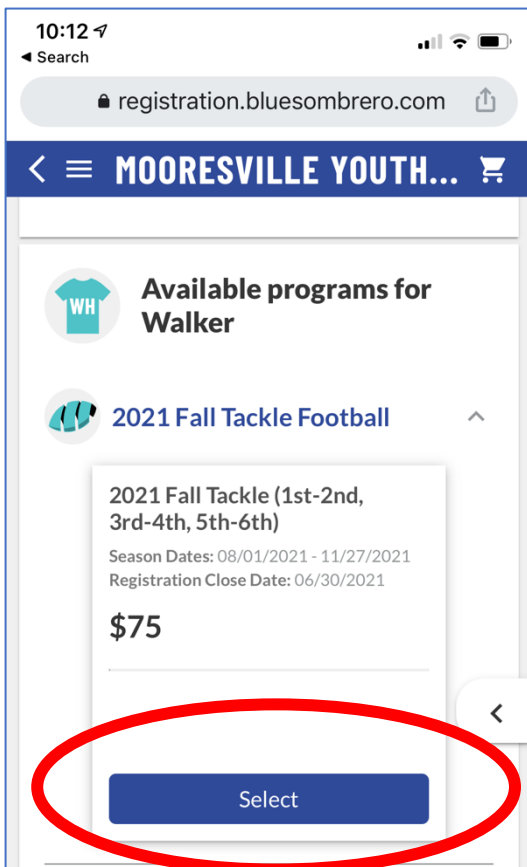
Click the lines at the upper left corner → then Register Now



Choose the dropdown arrow for the option you want to register for. If you have multiple children, the next child's name and option will be after you select the first.



Then press select



The remaining steps should be the same as on the previous pages.